

**WOODFIT ACOUSTICS CEILING SYSTEM**

**LINEAR 12 ACRYLIC**

**ARCHITECTURAL SPECIFICATION**

**PART 1 – GENERAL**

- A. Woodfit Acoustics linear ceiling panelling systems covered by this specification shall be the products of Woodfit Acoustics complete in all respects as described herein.
- B. The general conditions and requirements of part 1 of the specification shall apply to all work set out hereunder.
- C. All work shall be carried out according to the manufacturer's instructions, to best practice and standards satisfactory to the clients' representative.

**1.01 SCOPE**

Woodfit Acoustics shall furnish all materials necessary to the complete installation by the contractor, all in accordance with drawings and specifications. All hanging components shall be supplied by the contractor as detailed and specified.

**1.02 RELATED WORK BY OTHERS**

- A. Suspension Systems and Components for ceilings.
- B. Gypsum board partition and wall structure.
- C. Mechanical and Electrical Services including fixtures, connections and fittings.
- D. Paint Finish to surface behind and between panelling.
- D. Acoustic Insulation.

**1.03 QUALITY ASSURANCE**

- A. **Installer:** Company installing the specified product shall have adequate qualified staff and have successfully completed similar projects over the past 5 years. The installer shall be approved by the manufacturer as qualified to carry out work required.
- B. **Standard:** All work is to be carried out according to best practice and standards; conform to all governing laws, building codes and the following performance criteria.
- C. **Fire Performance Characteristics:** When specifying Woodfit Acoustics panels they conform to Euro Class B and C formerly Class 0 and Class 1 BS476 part 6 & 7 respectively.

**Range of Available Fire Certification**

<b>Country</b>	<b>Class</b>	<b>Standard</b>	<b>Euro</b>
UK and Ireland	Class 1	B.S.476: Part 7	C
UK and Ireland	Class 0	B.S.476: Part 6 & 7	B
Austria	B1/T1/Q1	B3800	C
Belgium	A1	NBN-S21-203	C
France	M1	NFP 92501	B
Germany	B1	DIN 4102 Teil 1	B
Italy	Classe 1	CSE RF 2/75 A, 3/7	B
Netherlands	Klasse 2	NEN 6065, NEN 6066	C
Scandinavia	In 1	NS 3919	B
Switzerland	BKZ 5.3	VKF Regulations	C
Singapore	Class 1	B.S.476: Part 7	C
United States	Class 1	UL 723	B

- D. **Environmental Standards:** By specifying products from Woodfit Acoustics you can be sure of working with a company that demonstrates a clear commitment to continually improving environmental performance. Woodfit Acoustic Linear 12 Acrylic wall panelling systems are recyclable and environmentally friendly to produce.

**WOODFIT ACOUSTICS LINEAR 12 ACRYLIC CEILING SYSTEM  
ARCHITECTURAL SPECIFICATION**

**1.04 PROJECT CONDITIONS**

Installation shall be done only when the temperature and humidity closely approximate the interior conditions that will exist when the building is occupied. The heating and cooling systems shall be operating before, during and after installation, with the humidity of the interior spaces maintained between 25% and 55%.

Rooms should have proper ventilation, especially in high moisture areas. There shall be no excessive build up of heat in the areas where panelling will be installed.

Prior to the start of installation, all exterior windows and doors are to be in place, glazed and weather-tight. The roof is to be watertight and all wet trades' work is to be completed and thoroughly dry.

Mechanical, electrical and other utility service installations shall have been completed.

**1.05 SUBMITTALS**

- A. Product Data: Woodfit Acoustics shall submit to the Project Architect three complete sets of CAD generated shop drawings prepared by the manufacturer showing all necessary dimensions and details required, which will subsequently be site verified and revised as required by the architect.
- B. Samples: A 300mm x 198mm sample (3 nr) with a finish applied shall be submitted for approval. Product shall be original production material in the finish specified for final use.
- C. Certification: Submit to the employer a certificate of compliance to specified acoustical and fire performance. When requested attach independent laboratory test results for each product used showing that the product supplied meets the specified requirements.

**WOODFIT ACOUSTICS LINEAR 12 ACRYLIC CEILING SYSTEM  
ARCHITECTURAL SPECIFICATION**

**1.06 PRODUCT DELIVERY AND STORAGE**

- A. Woodfit Acoustics fabricated units and related components shall be delivered to the project site in original unopened packages for installation in accordance with a reasonable program furnished by the main contractor.
- B. Woodfit Acoustics Panels shall be stored in a fully acclimatized enclosed space for a minimum of seventy two (72) hours prior to installation. All panels shall be stored off the floor. On-site storage shall be such as to assure that all panels and associated materials are protected from damage.
- C. Care in handling must be exercised to avoid damage.

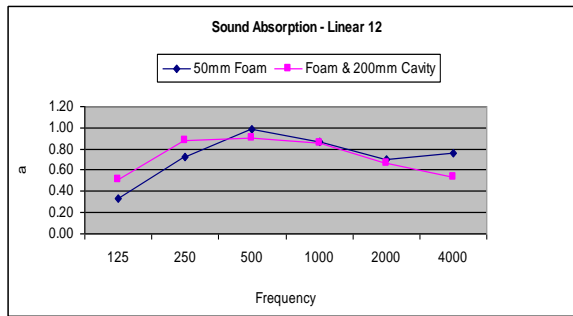
**1.07 GUARANTEE**

- A. Manufacturer: All materials supplied by Woodfit Acoustics shall be guaranteed against defects under normal operating conditions for a period of one (1) year from the date of shipment. Because of differing site conditions, Colours may Fade if exposed to prolonged daylight and UV filters are not added.
- B. Contractor: All work shall be guaranteed for one (1) year from final acceptance of completed work.

**PART 2 – PRODUCTS**

**2.01 LINEAR 12 ACRYLIC ACOUSTIC CEILING PANELS**

- A. The acoustical ceiling panels as described in this section shall be manufactured by Woodfit Acoustics, Moydrum Road, Athlone, Co Westmeath, Ireland. Ph: + 353 (0)90 6478555 Fax +353 (0)90 6479220 Email: info@woodfitacoustics.com. Panels shall be pre-fabricated to sizes established by approved Woodfit Acoustic shop drawings and confirmed by site dimensions.
- B. The panels shall be comprised of a single piece of 12mm or 15mm thick MDF core, formaldehyde free if required, faced with an Acrylic 1.5mm or 6mm layer. The structure is perforated by means of “U” routing at 16mm centres and intersecting perforation of 25mm diameter at 32mm centres. The panels shall be manufactured with tongue and groove edges for interconnecting to each other.
- C. **The size and location of the back and face perforations can be altered to match a project specific requirement.**
- D. Panels shall have noise reduction as per illustration chart.



Frequency	$\alpha$	$\alpha$
125	0.33	0.51
250	0.72	0.88
500	0.99	0.90
1000	0.87	0.85
2000	0.70	0.67
4000	0.76	0.54

Open Area: - 8.04%  
 Weight: - 6.58 Kg/M<sup>2</sup>  
 Adjusted NRC Values: - 0.80, 0.85\*

The panels can be provided in a range of fire retardant core materials meeting European Class B, C and D.

\*Sound absorption co-efficient for all the products reflect the on-site performance as opposed to a laboratory performance which may not represent real life situations accurately.

**WOODFIT ACOUSTICS LINEAR 12 ACRYLIC CEILING SYSTEM  
ARCHITECTURAL SPECIFICATION**

**2.02 FITTING DETAILS**

- A. The ceiling panels shall be attached to the structure using Woodfit Acoustic supplied components. Panels can be fixed by means of softwood battens/interlocking metal sections/ (other methods) in accordance with the drawing reference.....
- B. Installation: shall be in accordance with local code requirements, manufacturers' instructions and as shown on Woodfit Acoustics approved shop drawings and/or details. Installer shall provide for adjustments as required to maintain consistent alignment of panels and of finished panel faces and to ensure all fittings are in the proper locations.
- C. Joint Treatment: Panel to panel joints to be butted/ recessed/ rebated/ tongued and grooved/ loose tongued/ curved edge/ profiled edge/ (other) in accordance with drawing reference .....

**2.03 EDGE, BANDS, SKIRTINGS, MOULDINGS AND PERIMETER TRIMS**

Edges, bands, mouldings and perimeter trims shall be designated by the specifier in accordance with the standard design details available. All Acrylic panelling products specified shall be supplied by the manufacturer, in accordance with drawing reference .....

## **2.04 FINISHES AND COLOURS**

- A. Finishes are available in Blue,Red,Black,White,Cream and Grey other colours are subject to a minimum quantity of 500 M2.All colours are available in High Gloss or Matt Finish. Thicknesses are 1.5mm on 15mm MDF core or 6mm on 12 mm MDF core.

6 mm is ideal for hospital acoustics as the Acrylic finish has excellent anti bacterial qualities it is MRSA and ECOLI resistant. The 6mm is used in this application to avoid exposure of the MDF core when grooving for acoustic absorption.

### **Alternatives:**

Real Wood Veneers.

Engineered Wood Veneers.

Specula high-gloss clear polyester finish.

Stained ... .. colour and finished with two coats of high-solid acid-catalysed semi-matt lacquer.

Tinted with pigmented lacquer ... .. colour and finished with two coats of high-solid acid-catalysed and semi-matt lacquer.

Limed and finished with two coats of high-catalysed semi-matt lacquer.

Patina high gloss polyester lacquer; BS / RAL / Dulux Colour Dimensions colour.

Signal semi-matt sprayed lacquer; BS / RAL / Dulux Colour Dimensions colour.

- B. Acrylics can be selected from manufacturers' standard range of colours or desired colours subject to quantities. UV Filters may be added in areas of high exposure to daylight to reduce colour fading.

## **PART 3 - EXECUTION**

### **3.01 PREPARATION**

- A. Ceiling Layout: The contractor, prior to manufacture, when required shall take site dimensions to determine panel sizes prior to being manufactured. Prior to installation the contractor should determine the location of panel supports in accordance with installation instructions.
- B Co-ordination: The contractor shall co-ordinate with other trades, the location of services which will penetrate the wall panels or that may interfere with the installation. Recessed or surface services located within the wall panels are to be located and cut on site.

**WOODFIT ACOUSTICS LINEAR 12 ACRYLIC CEILING SYSTEM  
ARCHITECTURAL SPECIFICATION**

**3.02 INSTALLATION**

- A. General: Installation shall be in accordance with general accepted procedures, local code requirements, manufacturers instructions and as shown on Woodfit Acoustics approved shop drawings and/details. Installation contractor shall provide for adjustments as required to maintain consistent alignment of panel faces and to ensure proper clip location.
- B. A Panel must only be handled by persons wearing clean cotton gloves. On installing panels and accessories do not handle the panels before putting on clean cotton gloves.

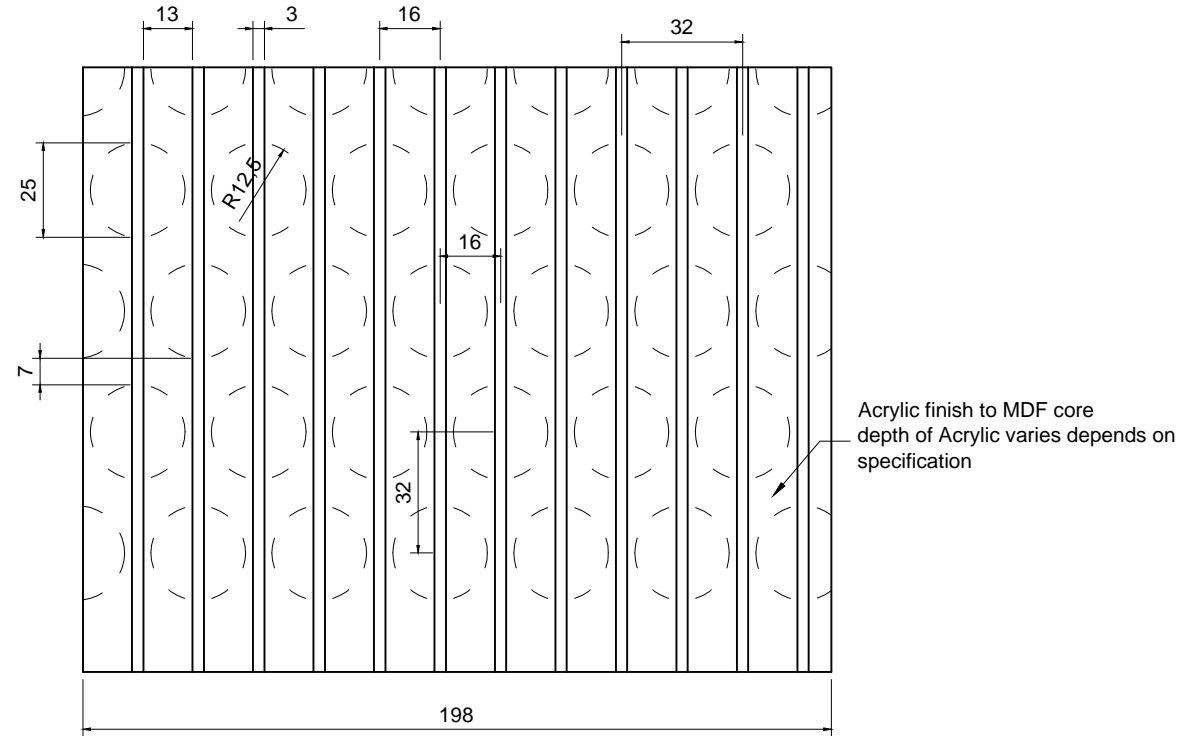
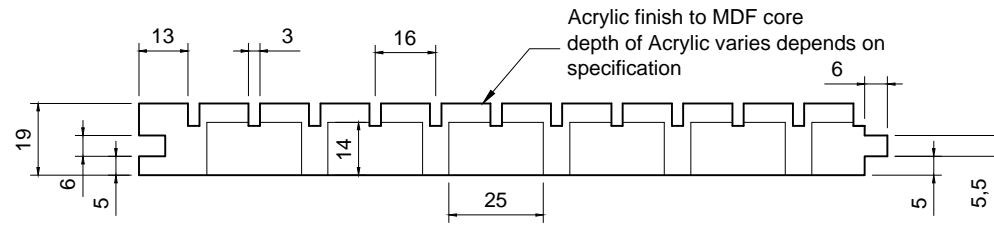
**3.03 ADJUSTMENT, CLEANING, REPAIR AND REPLACEMENT**

- A. The contractor shall inspect the installation and prior to completion make final adjustments to comply to all requirements as stated herein.
- B. When installation is complete, Woodfit Acoustics wall panels shall be cleaned in accordance with manufacturers' instructions.
- C. All panels which cannot be successfully repaired shall be removed and replacement of product improperly installed and not conforming to specified installation methods as detailed in section 2.02 A and B and as shown on approved shop drawings shall be the responsibility of the installing contractor.

**3.04 INSPECTION**

THE CLIENTS representative shall inspect the installation and all finished surfaces to ensure that work has been carried out in a manner satisfactory to the CLIENT.

Any defective installed panels shall be corrected by the contractor at no additional cost to the CLIENT or to the manufacturer.



Linear 12  
Scale 1:2



Woodfit Acoustics  
Moydrum Road,  
Athlone,  
Co. Westmeath,  
Ireland  
Phone:00353(0) 906478555  
Fax:00353 (0) 906479220  
Email info@woodfit.ie  
Web:www.woodfit.ie

PROJECT:

-

TITLE:

Linear 12 ACRYLIC Panel

ISSUE DATE:

14-07-2011

REVISION DATE:

-

DRAWN BY:

NK

CHECKED BY:

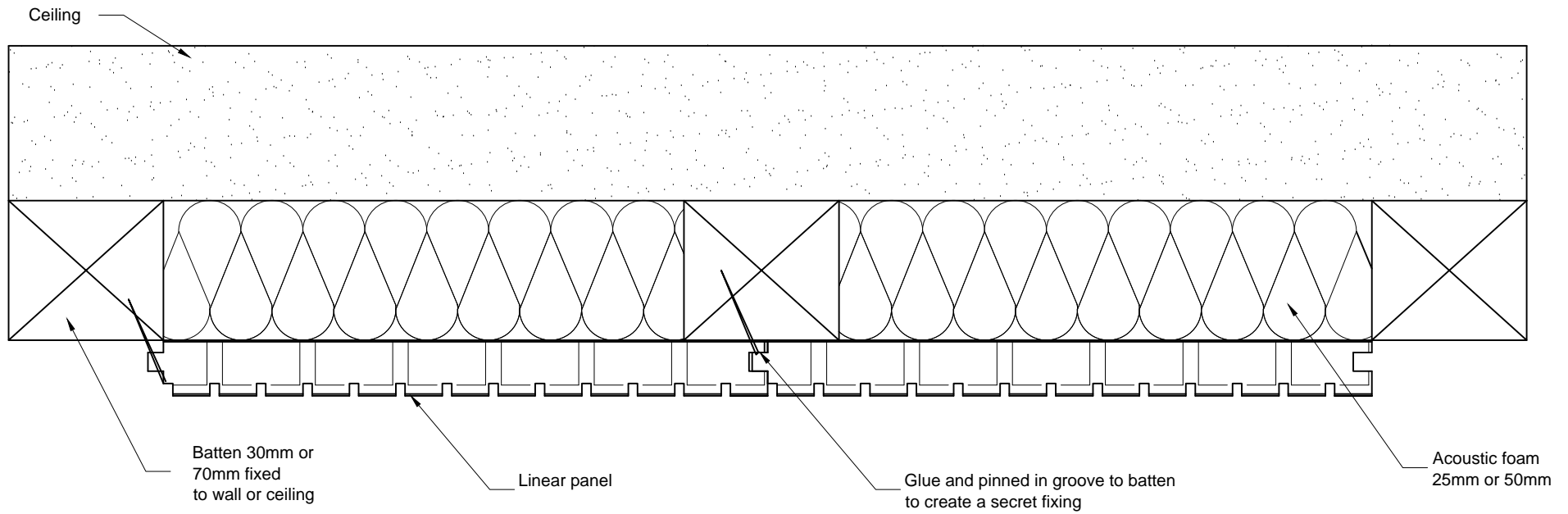
-

PROJECT NUMBER:

001

DRAWING NUMBER:

Lin 12



Ceiling Panel  
Scale 1:2



Woodfit Acoustics  
Moydrum Road,  
Athlone,  
Co. Westmeath,  
Ireland  
Phone:00353(0) 906478555  
Fax:00353 (0) 906479220  
Email info@woodfit.ie  
Web:www.woodfit.ie

PROJECT:

-

TITLE:

Linear Panel Ceiling  
Fitting Detail

ISSUE DATE:

14-07-2011

REVISION DATE:

-

DRAWN BY:

NK

CHECKED BY:

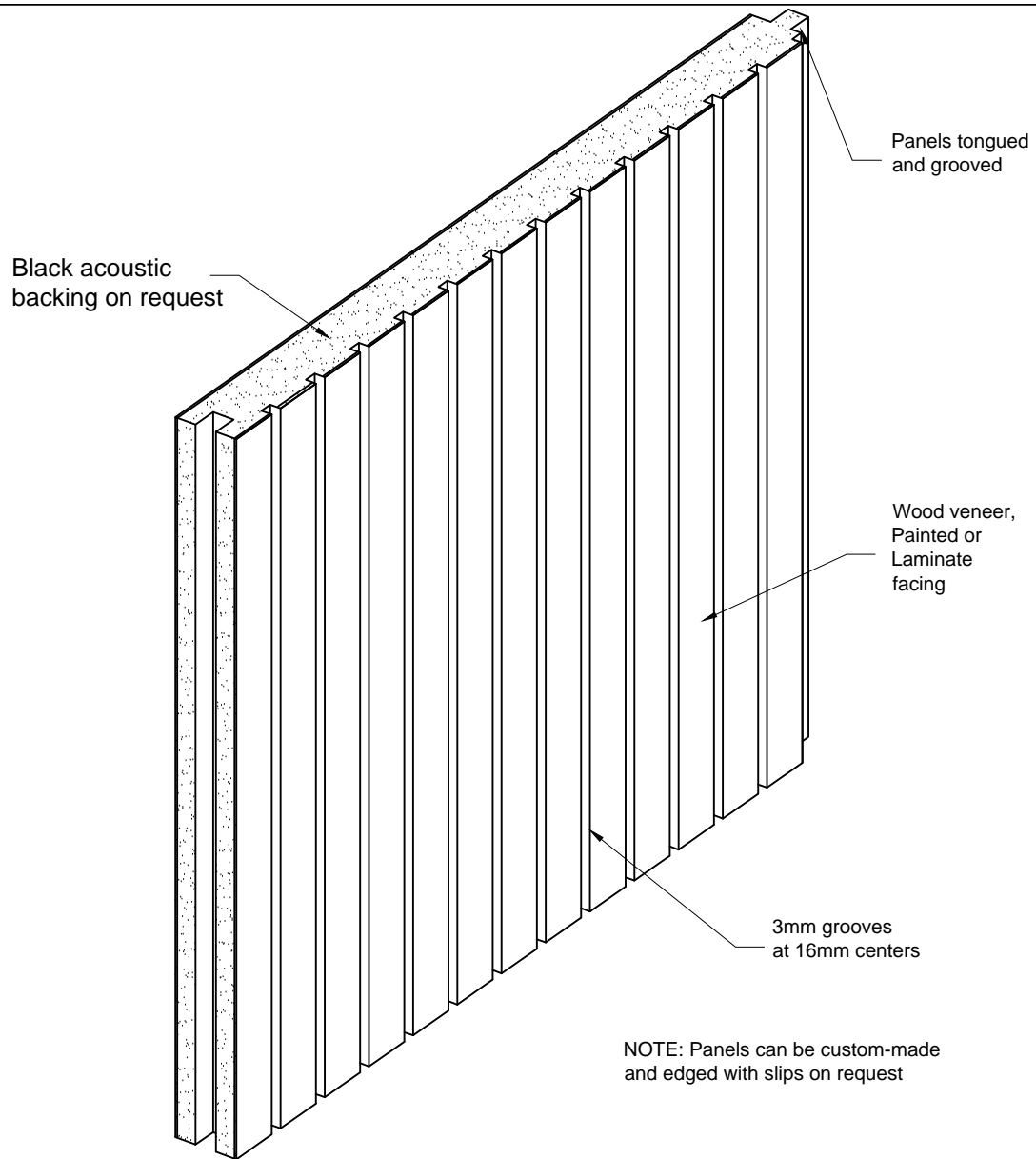
-

PROJECT NUMBER:

001

DRAWING NUMBER:

Lin 01



NOTE: Panels can be custom-made and edged with slips on request

**woodfit**



acoustics

Woodfit Acoustics  
 Moydrum Road,  
 Athlone,  
 Co. Westmeath,  
 Ireland  
 Phone:00353(0) 906478555  
 Fax:00353 (0) 906479220  
 Email info@woodfit.ie  
 Web:www.woodfit.ie

PROJECT:

-

TITLE:

Linear Panel

ISSUE DATE:

14-07-2011

REVISION DATE:

-

DRAWN BY:

NK

CHECKED BY:

-

PROJECT NUMBER:

001

DRAWING NUMBER:

Lin 03