

**WOODFIT ACOUSTICS SOLID WOOD SLATTED  
CEILING SYSTEM  
ARCHITECTURAL SPECIFICATION**

**PART 1 – GENERAL**

- A. Woodfit Acoustics ceiling systems covered by this specification shall be the products of Woodfit Acoustics complete in all respects as described herein.
- B. The general conditions and requirements of part 1 of the specification shall apply to all work set out hereunder.
- C. All work shall be carried out according to the manufacturer's instructions, to best practice and standards satisfactory to the clients' representative.

**1.01 SCOPE**

Woodfit Acoustics shall furnish all materials necessary to the complete installation by the contractor, all in accordance with drawings and specifications. All hanging/suspension components shall be supplied by the contractor as detailed and specified.

**1.02 RELATED WORK BY OTHERS**

- A. Suspension Systems and Components for ceilings.
- B. Gypsum board partition, wall and ceiling structure.
- C. Mechanical and Electrical Services including fixtures, connections and fittings.
- D. Paint Finish to surface behind and between panelling.
- E. Acoustic Insulation.

**WOODFIT ACOUSTICS SOLID WOOD SLATTED CEILING SYSTEM  
ARCHITECTURAL SPECIFICATION**

**1.03 QUALITY ASSURANCE**

- A. **Installer:** Company installing the specified product shall have adequate qualified staff and have successfully completed similar projects over the past 5 years. The installer shall be approved by the manufacturer as qualified to carry out work required.
- B. **Standard:** All work is to be carried out according to best practice and standards; conform to all governing laws, building codes and the following performance criteria.
- C. **Fire Performance Characteristics:** When specifying Woodfit Acoustics solid wood it conforms to Euro Class B and C formerly Class 0 and Class 1 BS476 part 6 & 7 respectively.

**Range of Available Fire Certification**

<b>Country</b>	<b>Class</b>	<b>Standard</b>	<b>Euro</b>
UK and Ireland	Class 1	B.S.476: Part 7	C
UK and Ireland	Class 0	B.S.476: Part 6 & 7	B
Austria	B1/T1/Q1	B3800	C
Belgium	A1	NBN-S21-203	C
France	M1	NFP 92501	B
Germany	B1	DIN 4102 Teil 1	B
Italy	Classe 1	CSE RF 2/75 A, 3/7	B
Netherlands	Klasse 2	NEN 6065, NEN 6066	C
Scandinavia	In 1	NS 3919	B
Switzerland	BKZ 5.3	VKF Regulations	C
Singapore	Class 1	B.S.476: Part 7	C
United States	Class 1	UL 723	B

- D. **Environmental Standards:** By specifying products from Woodfit Acoustics you can be sure of working with a company that demonstrates a clear commitment to continually improving environmental performance. We work with our timber suppliers to meet the requirements of FSC Controlled Wood Standards. Our products come from the most renewable and sustainable timber sources.

**WOODFIT ACOUSTICS SOLID WOOD SLATTED CEILING SYSTEM  
ARCHITECTURAL SPECIFICATION**

- E. Moisture Content: When specifying the moisture content of hardwood at time of erection it shall be within the following limits and comply with EN942 and BS 5268 Part 2.
- Internal Joinery
  - Minimum 8%
  - Maximum 12%

#### **1.04 PROJECT CONDITIONS**

Installation shall be done only when the temperature and humidity closely approximate the interior conditions that will exist when the building is occupied. The heating and cooling systems shall be operating before, during and after installation, with the humidity of the interior spaces maintained between 25% and 55%.

Rooms should have proper ventilation, especially in high moisture areas. There shall be no excessive build up of heat in the areas where panelling will be installed.

Prior to the start of installation, all exterior windows and doors are to be in place, glazed and weather-tight. The roof is to be watertight and all wet trades' work is to be completed and thoroughly dry.

Mechanical, electrical and other utility service installations behind the ceiling plane shall have been completed. No materials should rest, wrap around or be supported by the ceiling suspension components or connecting hangers.

#### **1.05 SUBMITTALS**

- A. Product Data: Woodfit Acoustics shall submit to the Project Architect three complete sets of CAD generated shop drawings prepared by the manufacturer showing all necessary dimensions and details required, which will subsequently be site verified and revised as required by the architect.
- B. Samples: A 300mm x 300mm sample (3 nr) with a finish applied shall be submitted for approval. Product shall be original production material in the finish specified for final use.
- C. Certification: Submit to the employer a certificate of compliance to specified acoustical and fire performance. When requested attach independent laboratory test results for each product used showing that the product supplied meets the specified requirements.

**WOODFIT ACOUSTICS SOLID WOOD SLATTED CEILING SYSTEM  
ARCHITECTURAL SPECIFICATION**

**1.06 PRODUCT DELIVERY AND STORAGE**

- A. Woodfit Acoustics fabricated units and related components shall be delivered to the project site in original unopened packages for installation in accordance with a reasonable program furnished by the main contractor.
- B. Woodfit Acoustics Slats shall be stored in a fully acclimatized enclosed space for a minimum of seventy two (72) hours prior to installation. All slats shall be stored off the floor. On-site storage shall be such as to assure that all slats and associated materials are protected from damage.
- C. Care in handling must be exercised to avoid damage.

**1.07 GUARANTEE**

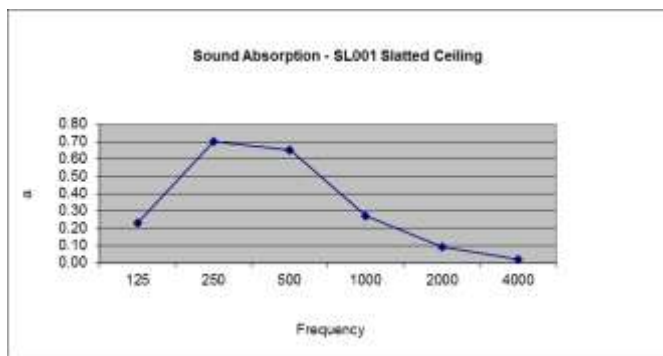
- A. Manufacturer: All materials supplied by Woodfit Acoustics shall be guaranteed against defects under normal operating conditions for a period of one (1) year from the date of shipment. Because of differing site conditions, wood stains and colourings can vary with age and are excluded from this warranty.
- B. Contractor: All work shall be guaranteed for one (1) year from final acceptance of completed work.

**WOODFIT ACOUSTICS SOLID WOOD SLATTED CEILING SYSTEM  
ARCHITECTURAL SPECIFICATION**

**PART 2 – PRODUCTS**

**2.01 WOODFIT ACOUSTICS SOLID WOOD SLATTED CEILING SYSTEM**

- A. The acoustical ceiling slats as described in this section shall be manufactured by Woodfit Acoustics, Moydrum Road, Athlone, Co Westmeath, Ireland. Ph: + 353 906478555 Fax +353 906479220 Email: info@woodfitacoustics.com. Panels shall be pre-fabricated to sizes established by approved Woodfit Acoustic shop drawings and confirmed by site dimensions.
- B. The slats shall be comprised of prime grade timber, well conditioned, properly seasoned to suit the particular use and free from defects.  
Hardwood: shall be as shown on the drawings totally free from defects  
Softwood: where used shall be European redwood/ red deal Class 1 of BS1186 or En530.  
The slats shall be as per (*drawing number*) with the slats 20mm wide x 90mm deep with 32mm openings between the slats.  
The slats shall be fabricated in standard 400mm wide sections in lengths of 1.0 metre to 3.6 metre slats only where permitted shall be finger jointed where lengths exceed 3.6 metres. Slats are held together with black dowels spaced at 400mm centres. The dowels are attached to Woodfit Acoustics steel dowel clips supported off the ceiling structure.
- C. **The size and location of the wood slats can be altered to match a project specific requirement.**
- D. Slats shall have noise reduction as per illustration chart.



**Slatted Ceiling - SL001**

Frequency	a
125	0.23
250	0.70
500	0.65
1000	0.27
2000	0.09
4000	0.02

Insulation 50mm  
Cavity 200mm

Open Area: - 61.54 %

Weight: - Kg/M<sup>2</sup> Varies Depending on Timber Species Used

Adjusted NRC Values: - 0.45\*

**WOODFIT ACOUSTICS SOLID WOOD SLATTED CEILING SYSTEM  
ARCHITECTURAL SPECIFICATION**

The slats can be provided in a range of fire retardant finishes meeting class B, C and D.

\*Sound absorption co-efficient for all the products reflect the on-site performance as opposed to a laboratory performance which may not represent real life situations accurately.

**2.02 SUSPENSION SYSTEM**

- A. The ceiling slats shall be suspended from supplied “T” Bar (38mm) – heavy duty supplied by the contractor. Slats can be fixed by means of softwood battens/interlocking metal sections/ (other methods) in accordance with the drawing reference.....
- B. Installation: shall be in accordance with local code requirements, manufacturer’s instructions and as shown on Woodfit Acoustics approved shop drawings and/or details. Installer shall provide for adjustments as required to maintain consistent alignment of slats and of finished slat faces and to ensure all fittings are in the proper locations.

**2.03 EDGE, BANDS, MOULDINGS AND PERIMETER TRIMS**

Edges, bands, mouldings and perimeter trims shall be designated by the specifier in accordance with the standard design details available. All wood ceiling products specified shall be supplied by the manufacturer, in accordance with drawing reference .....

**WOODFIT ACOUSTICS SOLID WOOD SLATTED CEILING SYSTEM  
ARCHITECTURAL SPECIFICATION**

**2.04 FINISHES AND COLOURS**

- A. Unless otherwise specified the slat will be 90mm deep x 19mm wide/thick. Surfaces shall be factory finished with a clear lacquer or custom stain as selected by the architect. Clear lacquer finishes can range from 10% to 80% sheen.

**Alternatives:**

Specula high-gloss clear polyester finish.

Stained ... .. colour and finished with two coats of high-solid acid-catalysed semi-matt lacquer.

Tinted with pigmented lacquer ... .. colour and finished with two coats of high-solid acid-catalysed and semi-matt lacquer.

Limed and finished with two coats of high-catalysed semi-matt lacquer.

- B. Hardwoods can be selected from manufacturer's standard range of timber species or exotic species specified by Architect/Designer. Wood is a natural product with variations in grain, texture and colour – often ranging from light to dark – there by affecting the surface look. Finishes should be stain or sealer coats – spray applied to a smooth sanded surface.

**PART 3 - EXECUTION**

**3.01 PREPARATION**

- A. Ceiling Layout: The contractor, prior to manufacture, when required shall take site dimensions to determine slat section sizes prior to being manufactured. Prior to installation the contractor should determine the location of supports in accordance with installation instructions.
- B Co-ordination: The contractor shall co-ordinate with other trades, the location of services which will penetrate the ceiling slats or that may interfere with the installation. Recessed or surface services located within the ceiling slats are to be located and cut on site.

**WOODFIT ACOUSTICS SOLID WOOD SLATTED CEILING SYSTEM  
ARCHITECTURAL SPECIFICATION**

**3.02 INSTALLATION**

- A. General: Installation shall be in accordance with general accepted procedures, local code requirements, and manufacturer's instructions as shown on Woodfit Acoustics approved shop drawings and/or details. Installation contractor shall provide for adjustments as required to maintain consistent alignment of slat faces and to ensure proper clip location.
- B. A Section must only be handled by persons wearing clean cotton gloves. On installing slat sections and accessories do not handle the slats before putting on clean cotton gloves.

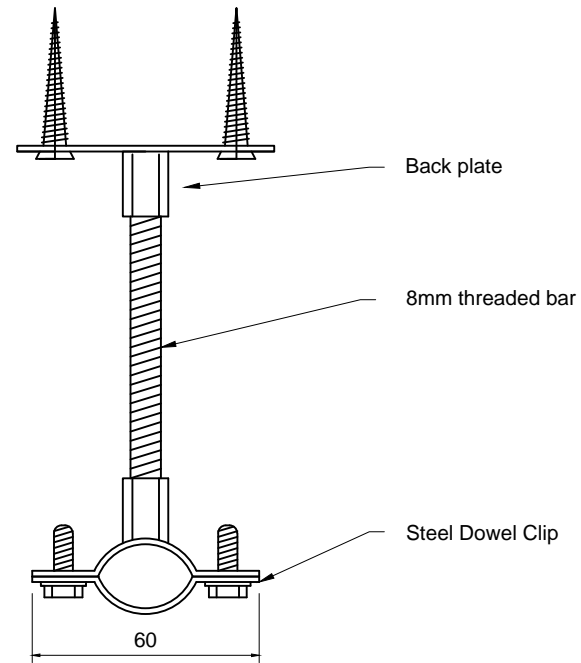
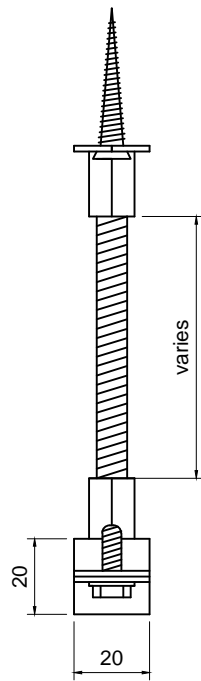
**3.03 ADJUSTMENT, CLEANING, REPAIR AND REPLACEMENT**

- A. The contractor shall inspect the installation and prior to completion make final adjustments to comply to all requirements as stated herein.
- B. When installation is complete, Woodfit Acoustics ceiling slats shall be cleaned in accordance with manufacturer's instructions.
- C. All slats which cannot be successfully repaired shall be removed and replacement of product improperly installed and not confirming to specified installation methods as detailed in section 2.02 A and B and as shown on approved shop drawings shall be the responsibility of the installing contractor.

**3.04 INSPECTION**

THE CLIENTS representative shall inspect the installation and all finished surfaces to ensure that work has been carried out in a manner satisfactory to the CLIENT.

Any defective installed slats shall be corrected by the contractor at no additional cost to the CLIENT or to the manufacturer.



Breaking load 600kg  
Safe Weight Load 200kg

Scale 1:2



Woodfit Acoustics  
Moydrum Road,  
Athlone,  
Co. Westmeath,  
Ireland  
Phone:00353(0) 906478555  
Fax:00353 (0) 906479220  
Email info@woodfit.ie  
Web:www.woodfit.ie

PROJECT:

-

TITLE:

Woodfit Clip

ISSUE DATE:

14-07-2011

REVISION DATE:

-

DRAWN BY:

NK

CHECKED BY:

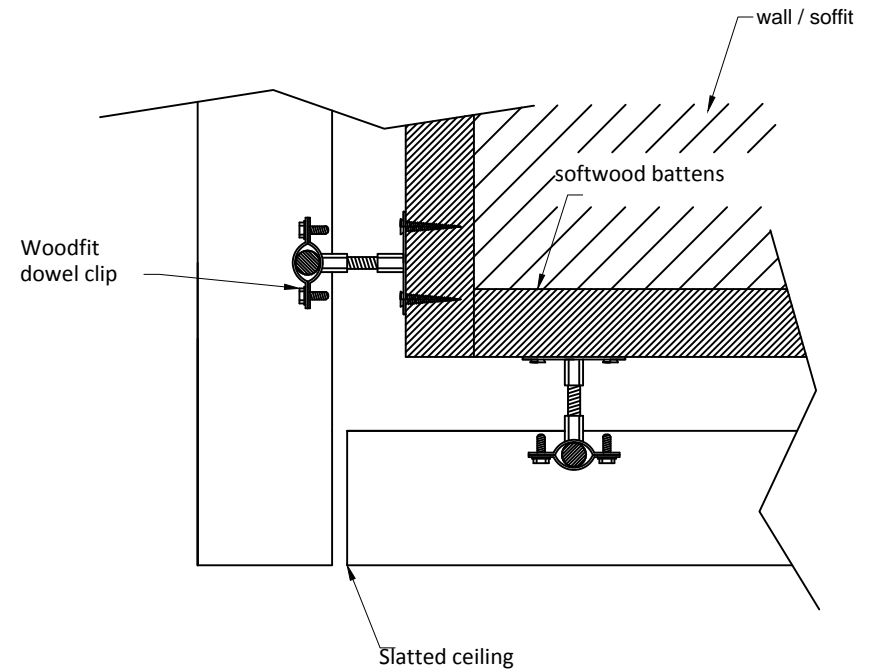
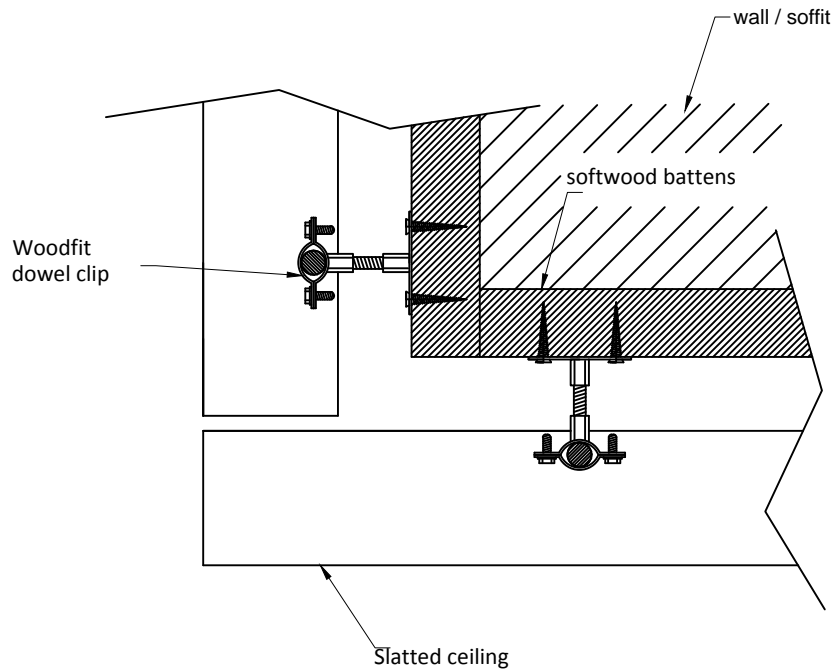
-

PROJECT NUMBER:

001

DRAWING NUMBER:

CC001



Scale 1:5



Woodfit Acoustics  
 Moydrum Road,  
 Athlone,  
 Co. Westmeath,  
 Ireland  
 Phone:00353(0) 906478555  
 Fax:00353 (0) 906479220  
 Email info@woodfit.ie  
 Web:www.woodfit.ie

PROJECT:

-

TITLE:

Slatted Ceiling Panel  
 Return Detail

ISSUE DATE:

14-07-2011

REVISION DATE:

-

DRAWN BY:

NK

CHECKED BY:

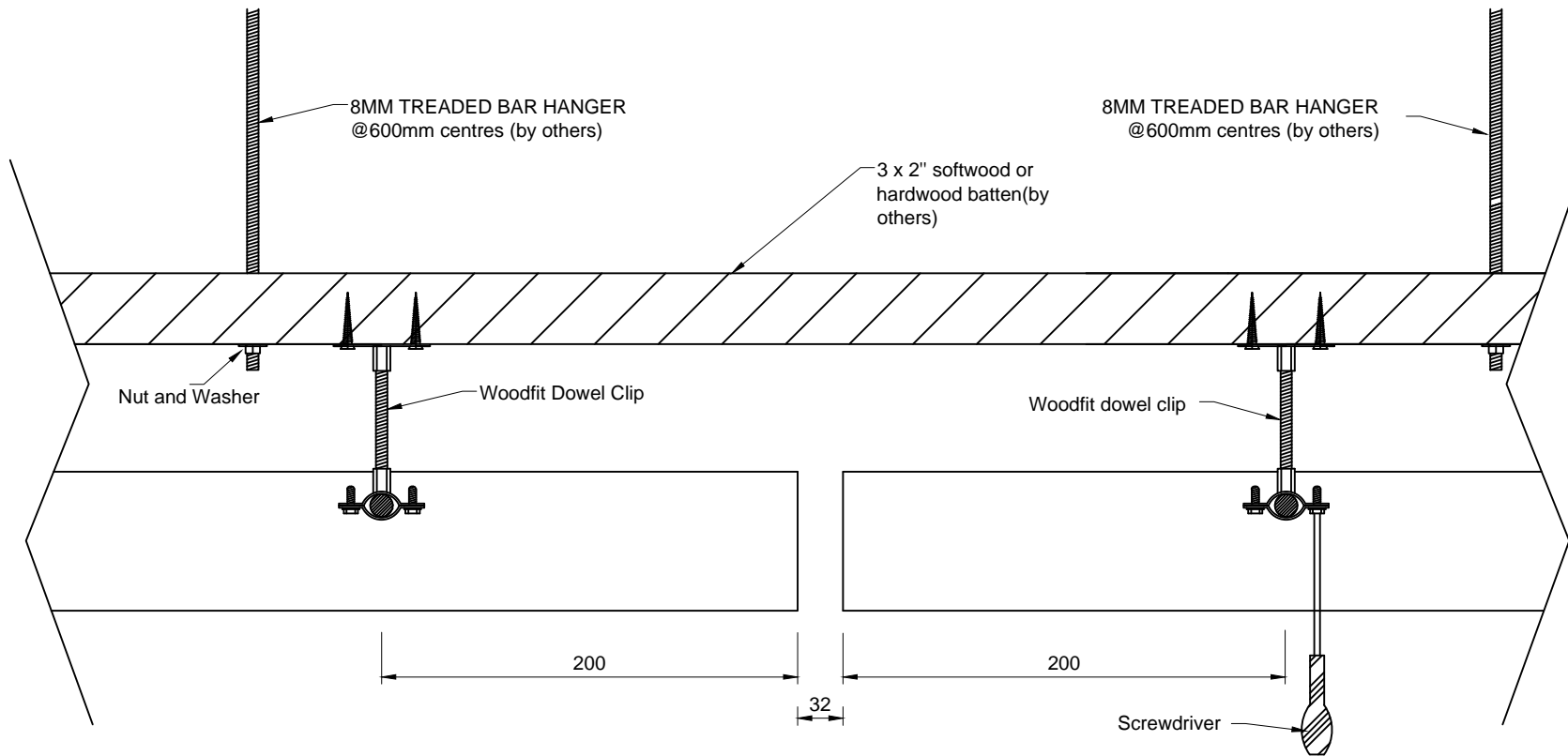
-

PROJECT NUMBER:

001

DRAWING NUMBER:

CC002



Woodfit Acoustics  
 Moydrum Road,  
 Athlone,  
 Co. Westmeath,  
 Ireland  
 Phone:00353(0) 906478555  
 Fax:00353 (0) 906479220  
 Email info@woodfit.ie  
 Web:www.woodfit.ie

PROJECT:

-

TITLE:

Slatted Ceiling Panel Detail

ISSUE DATE:

14-07-2011

REVISION DATE:

-

DRAWN BY:

NK

CHECKED BY:

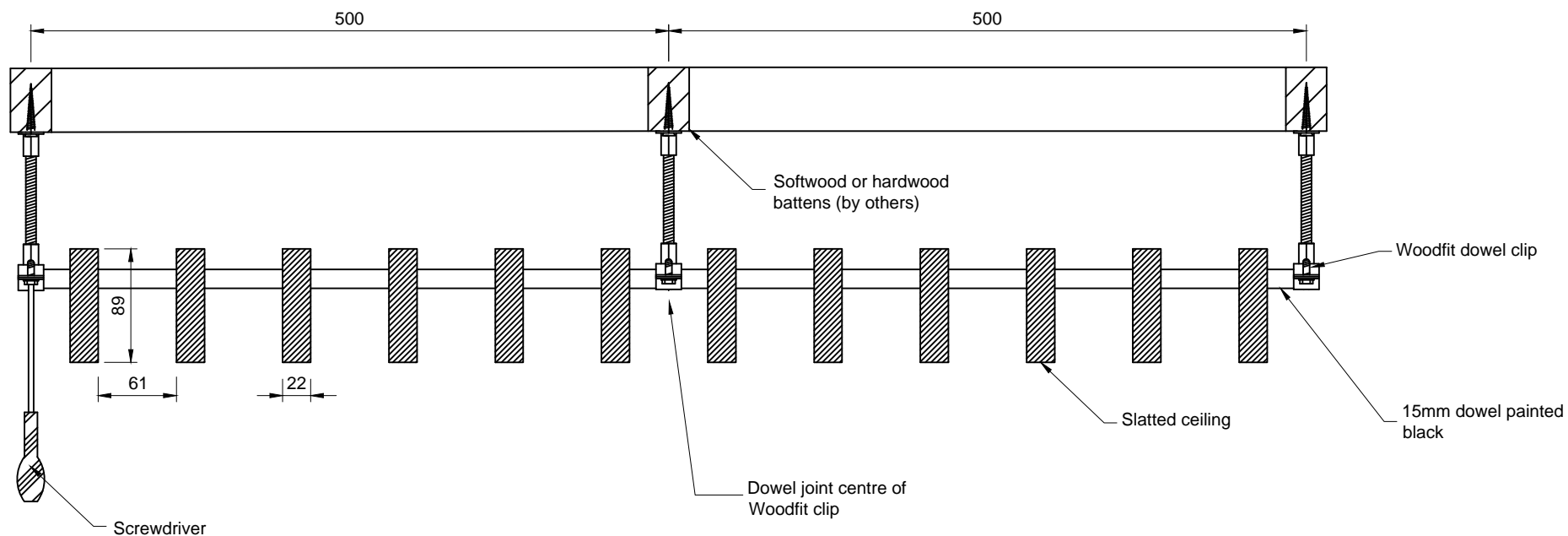
-

PROJECT NUMBER:

001

DRAWING NUMBER:

CC003



Scale 1:5



Woodfit Acoustics  
 Moydrum Road,  
 Athlone,  
 Co. Westmeath,  
 Ireland  
 Phone:00353(0) 906478555  
 Fax:00353 (0) 906479220  
 Email info@woodfit.ie  
 Web:www.woodfit.ie

PROJECT:

-

TITLE:

Slatted Ceiling Panel Detail

ISSUE DATE:

14-07-2011

REVISION DATE:

-

DRAWN BY:

NK

CHECKED BY:

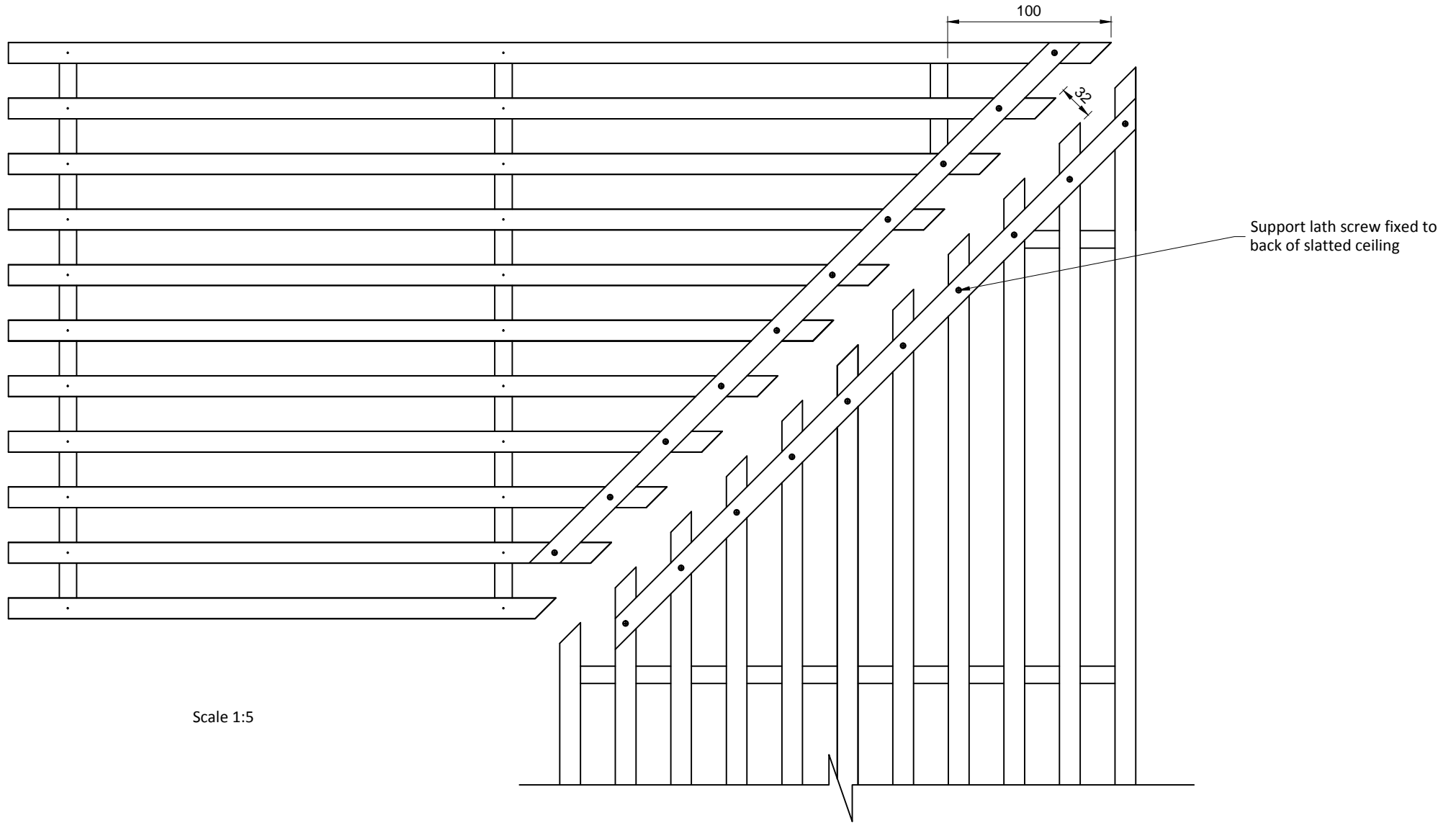
-

PROJECT NUMBER:

001

DRAWING NUMBER:

CC004



Woodfit Acoustics  
 Moydrum Road,  
 Athlone,  
 Co. Westmeath,  
 Ireland  
 Phone:00353(0) 906478555  
 Fax:00353 (0) 906479220  
 Email info@woodfit.ie  
 Web:www.woodfit.ie

PROJECT:

-

TITLE:

Slatted Ceiling Panel Miter Detail

ISSUE DATE:

14-07-2011

REVISION DATE:

-

DRAWN BY:

NK

CHECKED BY:

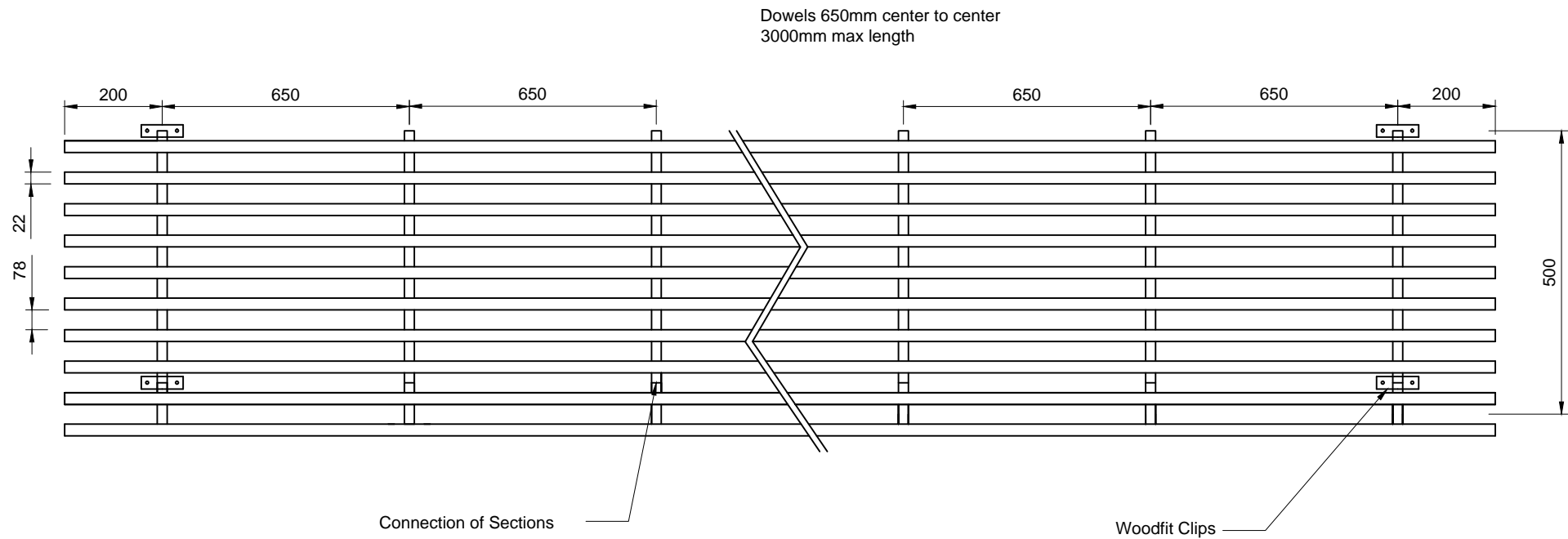
-

PROJECT NUMBER:

001

DRAWING NUMBER:

CC005



Scale 1:10

**woodfit**



acoustics

Woodfit Acoustics  
Moydrum Road,  
Athlone,  
Co. Westmeath,  
Ireland  
Phone:00353(0) 906478555  
Fax:00353 (0) 906479220  
Email info@woodfit.ie  
Web:www.woodfit.ie

PROJECT:

-

TITLE:

Slatted Ceiling Panel Assembly

ISSUE DATE:

14-07-2011

REVISION DATE:

-

DRAWN BY:

NK

CHECKED BY:

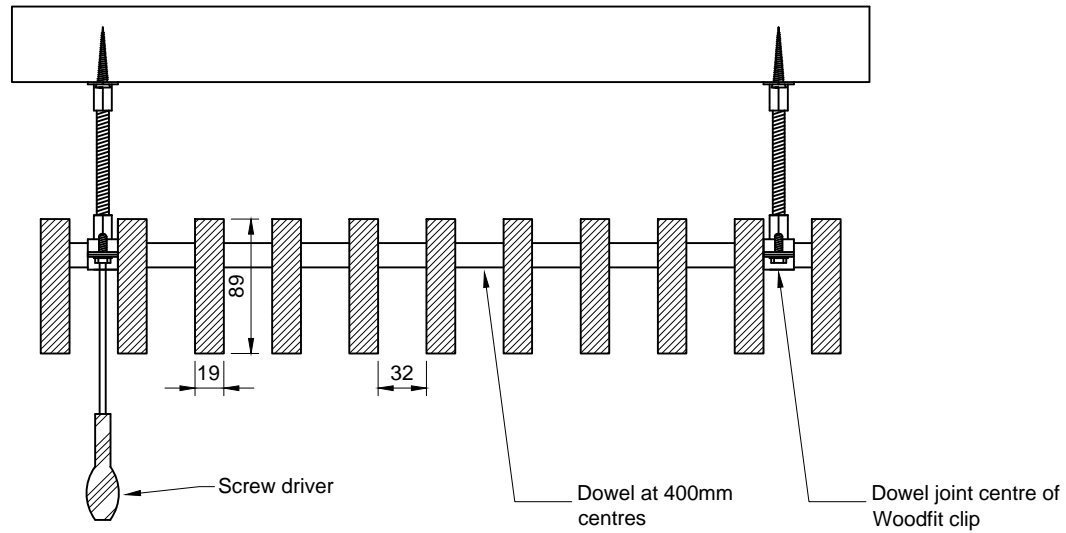
-

PROJECT NUMBER:

001

DRAWING NUMBER:

CC006



Scale 1:5



Woodfit Acoustics  
 Moydrum Road,  
 Athlone,  
 Co. Westmeath,  
 Ireland  
 Phone:00353(0) 906478555  
 Fax:00353 (0) 906479220  
 Email info@woodfit.ie  
 Web:www.woodfit.ie

PROJECT:

-

TITLE:

Slatted ceiling panel details

ISSUE DATE:

14-07-2011

REVISION DATE:

-

DRAWN BY:

NK

CHECKED BY:

-

PROJECT NUMBER:

001

DRAWING NUMBER:

CC015