

WOODFIT ACOUSTICS CEILING SYSTEM

LINEAR 28

ARCHITECTURAL SPECIFICATION

PART 1 – GENERAL

- A. Woodfit Acoustics linear ceiling systems covered by this specification shall be the products of Woodfit Acoustics complete in all respects as described herein.
- B. The general conditions and requirements of part 1 of the specification shall apply to all work set out hereunder.
- C. All work shall be carried out according to the manufacturer's instructions, to best practice and standards satisfactory to the clients' representative.

1.01 SCOPE

Woodfit Acoustics shall furnish all materials necessary to the complete installation by the contractor, all in accordance with drawings and specifications. All hanging/suspension components shall be supplied by the contractor as detailed and specified.

1.02 RELATED WORK BY OTHERS

- A. Suspension Systems and Components for ceilings.
- B. Gypsum board partition, wall and ceiling structure.
- C. Mechanical and Electrical Services including fixtures, connections and fittings.
- D. Paint Finish to surface behind and between panelling.
- E. Acoustic Insulation.

1.03 QUALITY ASSURANCE

- A. **Installer:** Company installing the specified product shall have adequate qualified staff and have successfully completed similar projects over the past 5 years. The installer shall be approved by the manufacturer as qualified to carry out work required.
- B. **Standard:** All work is to be carried out according to best practice and standards; conform to all governing laws, building codes and the following performance criteria.
- C. **Fire Performance Characteristics:** When specifying Woodfit Acoustics panels they conform to Euro Class B and C formerly Class 0 and Class 1 BS476 part 6 & 7 respectively.

Range of Available Fire Certification

Country	Class	Standard	Euro
UK and Ireland	Class 1	B.S.476: Part 7	C
UK and Ireland	Class 0	B.S.476: Part 6 & 7	B
Austria	B1/T1/Q1	B3800	C
Belgium	A1	NBN-S21-203	C
France	M1	NFP 92501	B
Germany	B1	DIN 4102 Teil 1	B
Italy	Classe 1	CSE RF 2/75 A, 3/7	B
Netherlands	Klasse 2	NEN 6065, NEN 6066	C
Scandinavia	In 1	NS 3919	B
Switzerland	BKZ 5.3	VKF Regulations	C
Singapore	Class 1	B.S.476: Part 7	C
United States	Class 1	UL 723	B

- D. **Environmental Standards:** By specifying products from Woodfit Acoustics you can be sure of working with a company that demonstrates a clear commitment to continually improving environmental performance. We work with our timber suppliers to meet the requirements of FSC Controlled Wood Standards. Our products come from the most renewable and sustainable timber sources.

1.04 PROJECT CONDITIONS

Installation shall be done only when the temperature and humidity closely approximate the interior conditions that will exist when the building is occupied. The heating and cooling systems shall be operating before, during and after installation, with the humidity of the interior spaces maintained between 25% and 55%.

Rooms should have proper ventilation, especially in high moisture areas. There shall be no excessive build up of heat in the areas where panelling will be installed.

Prior to the start of installation, all exterior windows and doors are to be in place, glazed and weather-tight. The roof is to be watertight and all wet trades' work is to be completed and thoroughly dry.

Mechanical, electrical and other utility service installations behind the ceiling plane shall have been completed. No materials should rest, wrap around or be supported by the ceiling suspension components or connecting hangers.

1.05 SUBMITTALS

- A. Product Data: Woodfit Acoustics shall submit to the Project Architect three complete sets of CAD generated shop drawings prepared by the manufacturer showing all necessary dimensions and details required, which will subsequently be site verified and revised as required by the architect.
- B. Samples: A 300mm x 198mm sample (3 nr) with a finish applied shall be submitted for approval. Product shall be original production material in the finish specified for final use.
- C. Certification: Submit to the employer a certificate of compliance to specified acoustical and fire performance. When requested attach independent laboratory test results for each product used showing that the product supplied meets the specified requirements.

**WOODFIT ACOUSTICS LINEAR 28 CEILING SYSTEM
ARCHITECTURAL SPECIFICATION**

1.06 PRODUCT DELIVERY AND STORAGE

- A. Woodfit Acoustics fabricated units and related components shall be delivered to the project site in original unopened packages for installation in accordance with a reasonable program furnished by the main contractor.
- B. Woodfit Acoustics Panels shall be stored in a fully acclimatized enclosed space for a minimum of seventy two (72) hours prior to installation. All panels shall be stored off the floor. On-site storage shall be such as to assure that all panels and associated materials are protected from damage.
- C. Care in handling must be exercised to avoid damage.

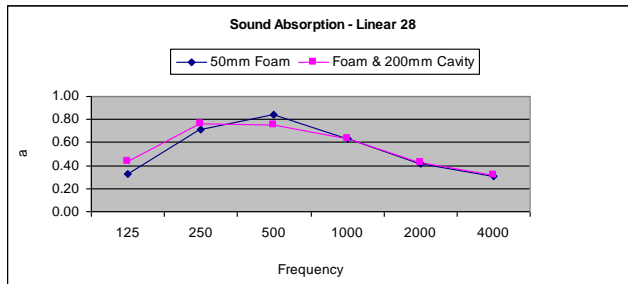
1.07 GUARANTEE

- A. Manufacturer: All materials supplied by Woodfit Acoustics shall be guaranteed against defects under normal operating conditions for a period of one (1) year from the date of shipment. Because of differing site conditions, wood stains and colourings can vary with age and are excluded from this warranty.
- B. Contractor: All work shall be guaranteed for one (1) year from final acceptance of completed work.

PART 2 – PRODUCTS

2.01 LINEAR 28 ACOUSTIC CEILING PANELS

- A. The acoustical ceiling panels as described in this section shall be manufactured by Woodfit Acoustics, Moydrum Road, Athlone, Co Westmeath, Ireland. Ph: + 353 (0)90 6478555 Fax +353 (0)90 6479220 Email: info@woodfitacoustics.com. Panels shall be pre-fabricated to sizes established by approved Woodfit Acoustic shop drawings and confirmed by site dimensions.
- B. The panels shall be comprised of a single piece of 18mm thick MDF core, formaldehyde free if required, faced with a real wood veneer. The structure is perforated by means of “U” routing at 32mm centres and intersecting perforation of 25mm diameter at 64mm centres. The panels shall be manufactured with tongue and groove edges for interconnecting to each other.
- C. **The size and location of the back and face perforations can be altered to match a project specific requirement.**
- D. Panels shall have noise reduction as per illustration chart.



Frequency	α	α
125	0.33	0.44
250	0.71	0.76
500	0.84	0.75
1000	0.63	0.63
2000	0.42	0.43
4000	0.31	0.32

Open Area: - 4.39%
 Weight: - 9.94 Kg/M²
 Adjusted NRC Values: - 0.65, 0.65*

The panels can be provided in a range of fire retardant core materials meeting European Class B, C and D.

*Sound absorption co-efficient for all the products reflect the on-site performance as opposed to a laboratory performance which may not represent real life situations accurately.

**WOODFIT ACOUSTICS LINEAR 28 CEILING SYSTEM
ARCHITECTURAL SPECIFICATION**

2.02 SUSPENSION SYSTEM

- A. The ceiling panels shall be suspended from supplied “T” Bar (38mm) – heavy duty supplied by the contractor. Panels can be fixed by means of softwood battens/interlocking metal sections/ (other methods) in accordance with the drawing reference.....
- B. Installation: shall be in accordance with local code requirements, manufacturers’ instructions and as shown on Woodfit Acoustics approved shop drawings and/or details. Installer shall provide for adjustments as required to maintain consistent alignment of panels and of finished panel faces and to ensure all fittings are in the proper locations.
- C. Joint Treatment: Panel to panel joints to be butted/ recessed/ rebated/ tongued and grooved/ loose tongued/ curved edge/ profiled edge/ (other) in accordance with drawing reference

2.03 EDGE, BANDS, MOULDINGS AND PERIMETER TRIMS

Edges, bands, mouldings and perimeter trims shall be designated by the specifier in accordance with the standard design details available. All wood ceiling products specified shall be supplied by the manufacturer, in accordance with drawing reference

2.04 FINISHES AND COLOURS

- A. Unless otherwise specified the panel veneer will be quarter cut slip matched. Veneer will not be sequenced. Surfaces shall be factory finished with a clear lacquer or custom stain as selected by the architect. Clear lacquer finishes can range from 10% to 80% sheen.

Alternatives:

Specula high-gloss clear polyester finish.

Stained colour and finished with two coats of high-solid acid-catalysed semi-matt lacquer.

Tinted with pigmented lacquer colour and finished with two coats of high-solid acid-catalysed and semi-matt lacquer.

Limed and finished with two coats of high-catalysed semi-matt lacquer.

Patina high gloss polyester lacquer; BS / RAL / Dulux Colour Dimensions colour.

Signal semi-matt sprayed lacquer; BS / RAL / Dulux Colour Dimensions colour.

- B. Veneers can be selected from manufacturers' standard range of veneers or exotic veneer species specified by Architect/Designer. Wood is a natural product with variations in grain, texture and colour – often ranging from light to dark – there by affecting the surface look. Finishes should be stain or sealer coats – spray applied to a smooth sanded surface.

PART 3 - EXECUTION

3.01 PREPARATION

- A. Ceiling Layout: The contractor, prior to manufacture, when required shall take site dimensions to determine panel sizes prior to being manufactured. Prior to installation the contractor should determine the location of panel supports in accordance with installation instructions.
- B. Co-ordination: The contractor shall co-ordinate with other trades, the location of services which will penetrate the ceiling panels or that may interfere with the installation. Recessed or surface services located within the ceiling panels are to be located and cut on site.

**WOODFIT ACOUSTICS LINEAR 28 CEILING SYSTEM
ARCHITECTURAL SPECIFICATION**

3.02 INSTALLATION

- A. General: Installation shall be in accordance with general accepted procedures, local code requirements, manufacturers instructions and as shown on Woodfit Acoustics approved shop drawings and/details. Installation contractor shall provide for adjustments as required to maintain consistent alignment of panel faces and to ensure proper clip location.
- B. A Panel must only be handled by persons wearing clean cotton gloves. On installing panels and accessories do not handle the panels before putting on clean cotton gloves.

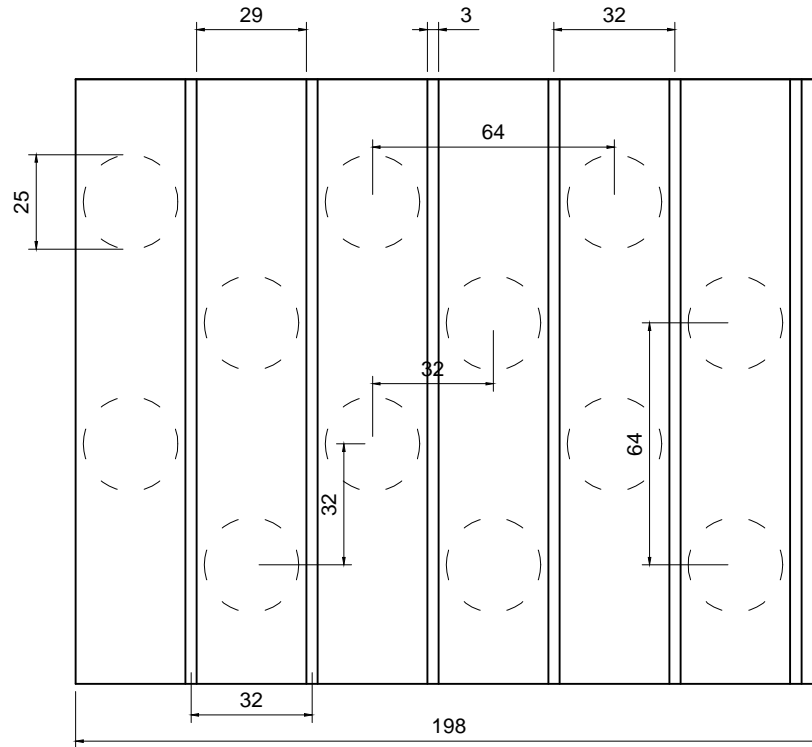
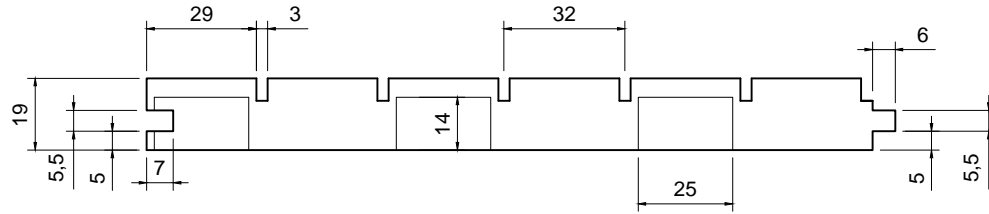
3.03 ADJUSTMENT, CLEANING, REPAIR AND REPLACEMENT

- A. The contractor shall inspect the installation and prior to completion make final adjustments to comply to all requirements as stated herein.
- B. When installation is complete, Woodfit Acoustics ceiling panels shall be cleaned in accordance with manufacturers' instructions.
- C. All panels which cannot be successfully repaired shall be removed and replacement of product improperly installed and not confirming to specified installation methods as detailed in section 2.02 A and B and as shown on approved shop drawings shall be the responsibility of the installing contractor.

3.04 INSPECTION

THE CLIENTS representative shall inspect the installation and all finished surfaces to ensure that work has been carried out in a manner satisfactory to the CLIENT.

Any defective installed panels shall be corrected by the contractor at no additional cost to the CLIENT or to the manufacturer.



Linear 28
Scale 1:2



Woodfit Acoustics
Moydrum Road,
Athlone,
Co. Westmeath,
Ireland
Phone:00353(0) 906478555
Fax:00353 (0) 906479220
Email info@woodfit.ie
Web:www.woodfit.ie

PROJECT:

-

TITLE:

Linear 28 Panel

ISSUE DATE:

14-07-2011

REVISION DATE:

-

DRAWN BY:

NK

CHECKED BY:

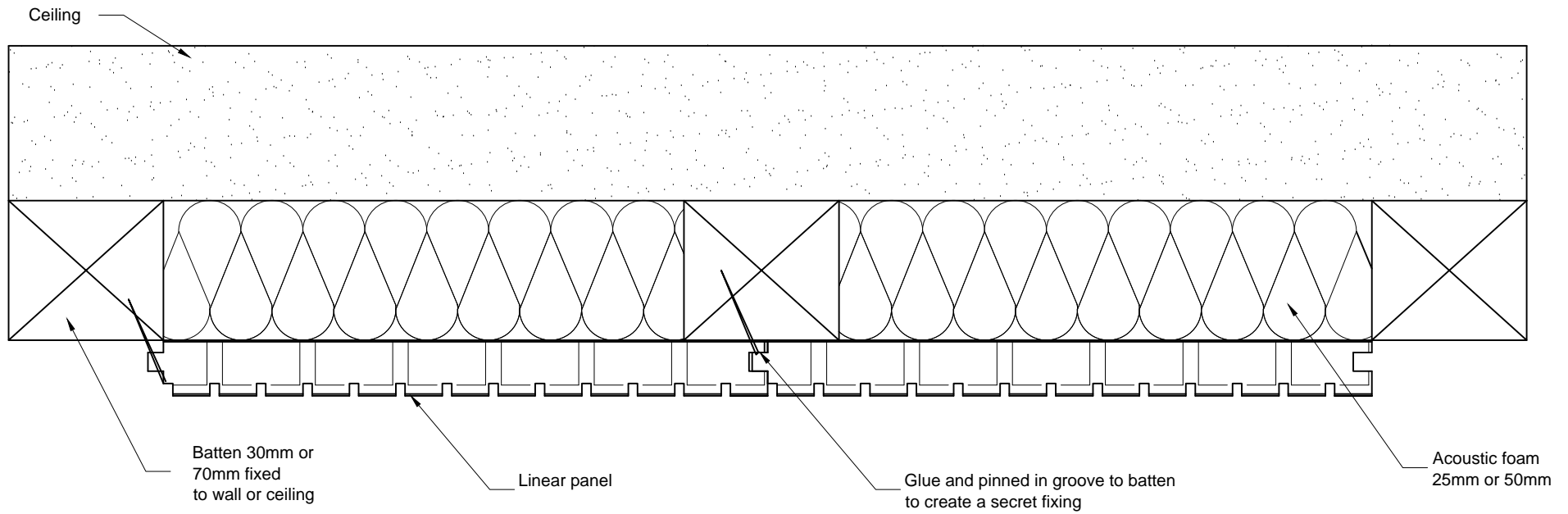
-

PROJECT NUMBER:

001

DRAWING NUMBER:

Lin 28



Ceiling Panel
Scale 1:2



Woodfit Acoustics
Moydrum Road,
Athlone,
Co. Westmeath,
Ireland
Phone:00353(0) 906478555
Fax:00353 (0) 906479220
Email info@woodfit.ie
Web:www.woodfit.ie

PROJECT:

-

TITLE:

Linear Panel Ceiling
Fitting Detail

ISSUE DATE:

14-07-2011

REVISION DATE:

-

DRAWN BY:

NK

CHECKED BY:

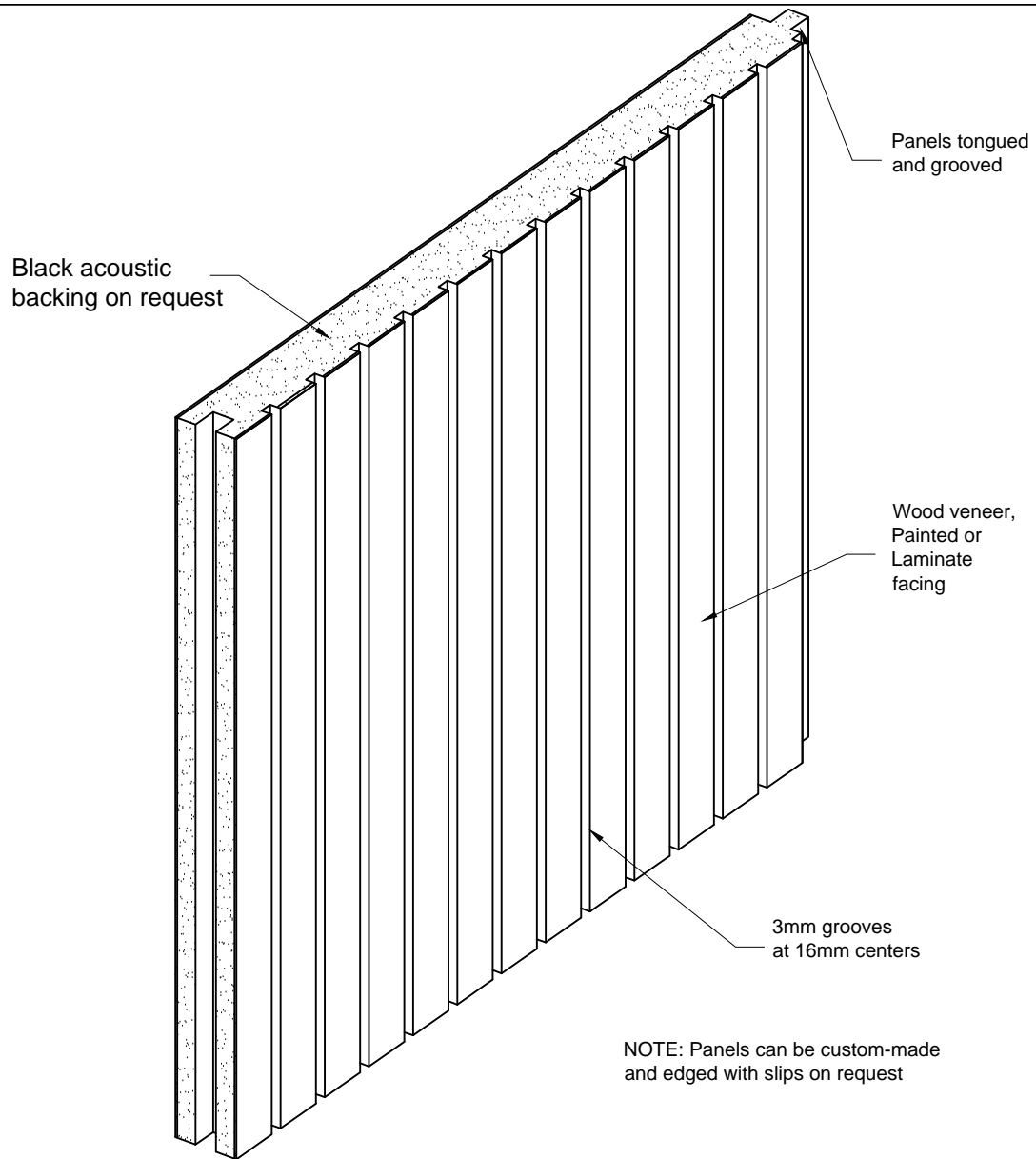
-

PROJECT NUMBER:

001

DRAWING NUMBER:

Lin 01



NOTE: Panels can be custom-made and edged with slips on request

woodfit



acoustics

Woodfit Acoustics
 Moydrum Road,
 Athlone,
 Co. Westmeath,
 Ireland
 Phone:00353(0) 906478555
 Fax:00353 (0) 906479220
 Email info@woodfit.ie
 Web:www.woodfit.ie

PROJECT:

-

TITLE:

Linear Panel

ISSUE DATE:

14-07-2011

REVISION DATE:

-

DRAWN BY:

NK

CHECKED BY:

-

PROJECT NUMBER:

001

DRAWING NUMBER:

Lin 03